




N-type i-TOPCon

BIFACIAL DUAL GLASS MONOCRYSTALLINE MODULE

TSM-NEG9RC.27 425-450W

450W / MAXIMUM POWER OUTPUT

22.5% / MAXIMUM EFFICIENCY



PHOTOCOPYING NOT ALLOWED
CONTROLLED COPY
受控文件 严禁拷贝



High Customer Value

- Clear black, designed with aesthetics in mind, suitable for residential and C&I rooftop
- Perfect size and low weight for handling and installation
- Compatible with mainstream inverters and diverse mounting systems
- Mechanical test loads up to 5400 Pa front side and 4000 Pa back side
- Certified lifetime carbon footprint assessment



High reliability with light double glass

- Less prone to micro-cracks and scratches on the back side
- Excellent fire rating, weather resistance, Sustainable in harsh environments and extreme weather conditions
- Certified resistance against salt spray, sand dust, ammonia, PID
- Up to 25 years product warranty and 30 years power warranty



High power up to 450W

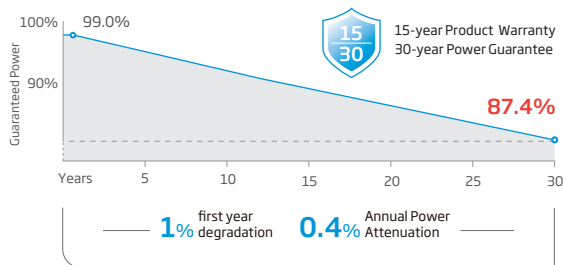
- Up to 22.5% module efficiency, on 210 innovative platform
- Patented i-TOPCon technology with continuous efficiency improvement, including contact resistance reduction, rear reflection enhancement and edge quality repairment



High energy yield

- Excellent low irradiation performance, validated by 3rd party
- Lower temperature efficient (-0.29%/°C) and lower working temperature
- Higher bifaciality, with up to 10%~20% additional power gain from back side depending on albedo

Performance Warranty



* Please refer to product warranty for details

Comprehensive Products and System Certificates

- IEC61215/IEC61730/IEC61701/IEC62716/UL61730
- ISO 9001: Quality Management System
- ISO 14001: Environmental Management System
- ISO14064: Greenhouse Gases Emissions Verification
- ISO45001: Occupational Health and Safety Management System
- ISO14067: Product Carbon Footprint Limited Assurance
- ISO14025: Environmental Product Declaration



ELECTRICAL DATA (STC & NOCT & BNPI)

Testing Condition	STC	NOCT	BNPI	STC	NOCT	BNPI	STC	NOCT	BNPI	STC	NOCT	BNPI	STC	NOCT	BNPI	STC	NOCT	BNPI
Peak Power Watts- $P_{MAX}(W_p)^*$	425	325	471	430	329	476	435	333	482	440	337	488	445	341	493	450	344	499
Power Selection (W)**	0 ~ +5																	
Maximum Power Voltage- $V_{MPP}(V)$	42.9	40.4	42.9	43.2	40.7	43.2	43.6	41.0	43.6	44.0	41.4	44.0	44.3	41.7	44.3	44.6	42.0	44.6
Maximum Power Current- $I_{MPP}(A)$	9.92	8.06	10.98	9.96	8.08	11.03	9.99	8.12	11.05	10.01	8.14	11.08	10.05	8.17	11.13	10.09	8.19	11.18
Open Circuit Voltage- $V_{oc}(V)$	50.9	48.3	50.9	51.4	48.7	51.4	51.8	49.1	51.8	52.2	49.5	52.2	52.6	49.9	52.6	52.9	50.2	52.9
Short Circuit Current- $I_{sc}(A)$	10.56	8.51	11.70	10.59	8.54	11.73	10.64	8.58	11.79	10.67	8.60	11.82	10.71	8.63	11.87	10.74	8.66	11.90
Module Efficiency $\eta_m(\%)$	21.3			21.5			21.8			22.0			22.3			22.5		

STC: Irradiance 1000W/m², Cell Temperature 25°C, Air Mass AM1.5. NOCT: Irradiance at 800W/m², Ambient Temperature 20°C, Wind Speed 1m/s. BNPI: Irradiance: front 1000W/m², rear 135W/m², Temperature 25°C, Air Mass AM1.5
 *Measuring tolerance: ±3%. **Power selection up to: +3%.

Electrical characteristics with different power bin (reference to 5% & 10% backside power gain)

Backside Power Gain	5%	10%	5%	10%	5%	10%	5%	10%	5%	10%	5%	10%	5%	10%
Peak Power Watts- $P_{MAX}(W_p)$	446	468	452	473	457	479	462	484	467	490	473	495	473	495
Maximum Power Voltage- $V_{MPP}(V)$	42.9	42.9	43.2	43.2	43.6	43.6	44.0	44.0	44.3	44.3	44.6	44.6	44.6	44.6
Maximum Power Current- $I_{MPP}(A)$	10.42	10.91	10.46	10.96	10.49	10.99	10.51	11.01	10.55	11.06	10.59	11.10	10.59	11.10
Open Circuit Voltage- $V_{oc}(V)$	50.9	50.9	51.4	51.4	51.8	51.8	52.2	52.2	52.6	52.6	52.9	52.9	52.9	52.9
Short Circuit Current- $I_{sc}(A)$	11.09	11.62	11.12	11.65	11.17	11.70	11.20	11.74	11.25	11.78	11.28	11.81	11.28	11.81

Power Bifaciality: 80±5%.

TEMPERATURE RATINGS

NOCT (Nominal Operating Cell Temperature)	43°C (±2°C)
Temperature Coefficient of P_{MAX}	-0.29%/°C
Temperature Coefficient of V_{oc}	-0.24%/°C
Temperature Coefficient of I_{sc}	0.04%/°C

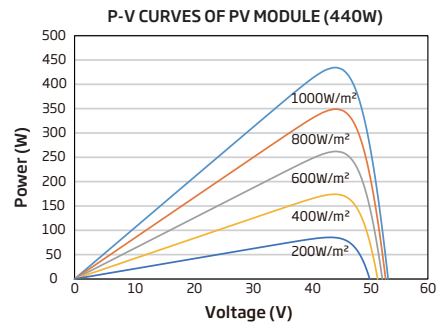
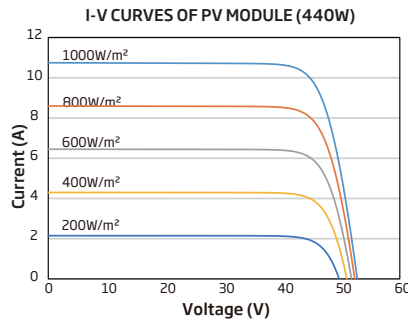
Due to different testing methods, the actual performances might differ from the declared specifications.

MAXIMUM RATINGS

Operational Temperature	-40~+85°C
Maximum System Voltage	1500V DC (IEC)
Max Series Fuse Rating	25A

CURVES OF PV MODULE

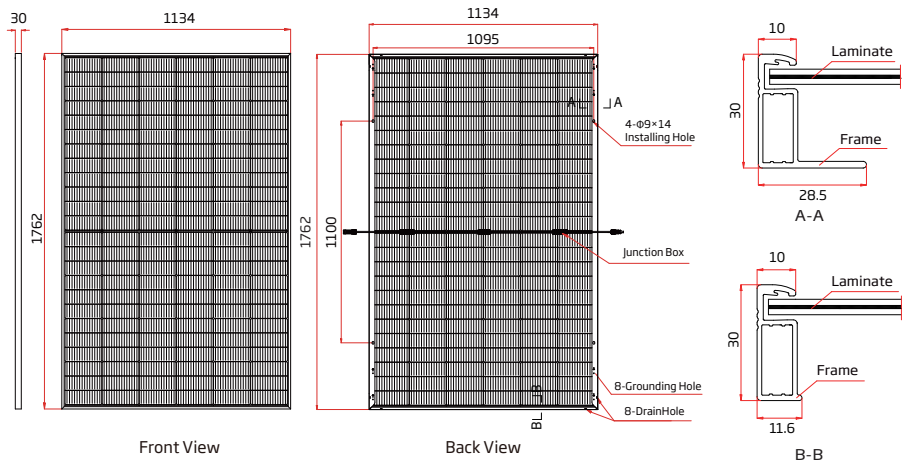
PHOTOCOPYING NOT ALLOWED
 CONTROLLED COPY
 受控文件 严禁拷贝



MECHANICAL DATA

Solar Cells	N-type i-TOPCon Monocrystalline
No. of cells	144 cells
Module Dimensions	1762×1134×30 mm (69.37×44.65×1.18 inches)
Weight	21.0kg (72.8lb)
Front Glass	1.6 mm (0.06 inches) AR Coating Heat Strengthened Glass
Back Glass	1.6 mm (0.06 inches), Heat Strengthened Glass
Frame	30mm (1.18 inches) Anodized Aluminium Alloy
J-Box	IP 68 rated
Cables	Photovoltaic Technology Cable 4.0mm ² (0.006 inches ²) Portrait: 350/280 mm (13.78/11.02 inches) Length can be customized
Connector	MC4 EV02 / TS4 Plus / TS4*
Packaging	Modules per box: 36 pieces Modules per 40' container: 936 pieces

*Please refer to regional datasheet for specified connector.



CAUTION: READ SAFETY AND INSTALLATION INSTRUCTIONS BEFORE USING THE PRODUCT.
 © 2024 Trina Solar Co., Ltd. All rights reserved. Specifications included in this datasheet are subject to change without notice.
 The right of final interpretation belongs to Trina Solar Co., Ltd.
 Version number: TSM_EN_2024_B